

RIXZON

Building Products & More..

www.rixzonhome.com

TUBE FITTINGS - DOUBLE FERRULES TYPE

Technical Information

Grade : CS / AS / SS / DSS / SDSS / MONEL / HASTELLOY / INCONEL /
TITANIUM / TANTALUM / BRASS / PTFE

Size : 1/8" to 2" 3mm to 50mm OD

Thread Type : NPT / BSP / BSPT / UNF / METRIC / SW/ Plain

Pressure Rating : Upto 9000 psi

MALE CONNECTOR



FEMALE CONNECTOR



BULKHEAD MALE CONN



BULKHEAD FEMALE CONN



EQUAL UNION



UNEQUAL UNION
(REDUCING)



BULKHEAD UNION



45° UNION BELOW



45° BULKHEAD UNION
ELBOW



MALE ADAPTOR



FEMALE ADAPTOR



TUBE ADAPTOR



PLAIN CONNECTOR



TUBE CAP



TUBE PLUG



DIELECTRIC UNION



NUT



DOUBLE FERRULE



EQUAL UNION CROSS



MALE ELBOW



FEMALE ELBOW



UNION ELBOW



BULKHEAD UNION ELBOW



45° MALE ELBOW



45° FEMALE ELBOW



EQUAL TEE



UN EQUAL TEE



MALE BRANCH TEE



FEMALE BRANCH TEE



MALE RUN TEE



FEMALE RUN TEE



TUBE FITTINGS - SINGLE FERRULES TYPE

Technical Information

Grade : CS / AS / SS / DSS / SDSS / MONEL / HASTELLOY / INCONEL /
TITANIUM / TANTALUM / BRASS / PTFE

Size : 1/8" to 2" 3mm to 50mm OD

Thread Type : NPT / BSP / BSPT / UNF / METRIC / SW/ Plain

Pressure Rating : Upto 9000 psi

MALE CONNECTOR



FEMALE CONNECTOR



BULKHEAD MALE CONN



BULKHEAD FEMALE CONN



EQUAL UNION



UNEQUAL UNION
(REDUCING)



BULKHEAD UNION



MALE ADAPTOR



FEMALE ADAPTOR



TUBE ADAPTOR



PLAIN CONNECTOR



TUBE CAP



NUT



SINGLE FERRULE



EQUAL UNION CROSS



MALE ELBOW



FEMALE ELBOW



UNION ELBOW



BULKHEAD UNION ELBOW



45° MALE ELBOW



45° FEMALE ELBOW



45° UNION ELBOW



45° BULKHEAD UNION
ELBOW



EQUAL TEE



UN EQUAL TEE



MALE BRANCH TEE



FEMALE BRANCH TEE



MALE RUN TEE



FEMALE RUN TEE



DIELECTRIC UNION



TUBE PLUG



PIPE FITTINGS

Technical Information

Grade : CS / AS / SS / DSS / SDSS / SASS / MONEL / HASTELLOY / INCONEL / TITANIUM / TANTALUM / BRASS / PTFE

Size : 1/8" to 2"

Thread Type : NPT / BSP / BSPT / METRIC / SW / BW

Pressure Rating : Upto 9000 psi

Note : All fittings are available in both Round and Hex as per standard ASME B16.11

<p>MALE TEE</p> 	<p>MALE RUN TEE</p> 	<p>FEMALE RUN TEE</p> 	<p>MALE BRANCH TEE</p> 	<p>FEMALE BRANCH TEE</p> 		
<p>HEX-TH</p> 	<p>FEMALE TEE</p> <p>ROUND-TH</p> 	<p>ROUND-SW</p> 	<p>MALE ELBOW</p> 	<p>45° MALE ELBOW</p> 		
<p>90° FEMALE ELBOW</p>  		<p>45° FEMALE ELBOW</p> 	<p>90° STREET ELBOW</p> 	<p>45° STREET ELBOW</p> 		
<p>HEX-TH</p> 	<p>FEMALE CROSS</p> <p>ROUND-TH</p> 	<p>PIPE PLUG</p> 	<p>PIPE CAP</p> 	<p>BREATHER</p> 		
<p>HEX-TH</p> 	<p>FULL COUPLING</p> <p>ROUND-TH</p>  <p>ROUND-SW</p> 		<p>HALF COUPLING</p> <p>ROUND-TH</p>  <p>ROUND-SW</p> 		<p>REDUCING COUPLING</p> 	<p>REDUCING BUSHING</p> 
<p>HEX-TH</p> 	<p>PIPE UNION 3PC</p> <p>ROUND-SW</p> 	<p>BULKHEAD UNION</p> <p>HEX-SW</p>  <p>ROUND-TH</p> 		<p>HEX NIPPLE</p> 		
<p>PIPE NIPPLE PL X TH</p> 	<p>PIPE NIPPLE PL X PL</p> 	<p>PIPE NIPPLE TH X TH</p> 	<p>REDUCER SWAGE NIPPLE</p> <p>ROUND-BW</p>  <p>ROUND-TH</p> 			
<p>MALE ADAPTOR (REDUCER)</p> 	<p>FEMALE ADAPTOR (REDUCER)</p> 	<p>WELDABLE MALE CONNECTOR</p> 	<p>NUT & TAIL ADAPTOR (MALE)</p> 	<p>NUT & TAIL ADAPTOR (FEMALE)</p> 		

FLARE END FITTINGS


Technical Information

Grade : CS / AS / SS / DSS / SDSS / SASS / MONEL / HASTELLOY / INCONEL / TITANIUM / TANTALUM / BRASS / PTFE

Size : 1/8" to 2"

Thread Type : NPT / BSP / BSPT / METRIC / UNF

Pressure Rating : Upto 10000 psi



ORBITAL WELD FITTINGS


Technical Information

Grade : CS / AS / SS / DSS / SDSS / MONEL / HASTELLOY / INCONEL / TITANIUM / TANTALUM

Size : 1/8" to 2"

Thread Type : BW & SW

Pressure Rating : Upto 10000 psi



ERMETO FITTINGS

Technical Information

Grade : CS / AS / SS / DSS / SDSS / SASS / MONEL / HASTELLOY / INCONEL / TITANIUM / TANTALUM

End connections : NPT / BSP / BSPT / SW

Size : 1/8" NB OD TO 2" NB OD & 6MM OD TO 50MM OD & 1/8" TO 2 Threaded **Pressure Rating :** Upto 10000 psi



SEALANT INJECTION GREASE FITTINGS

Technical Information

Grade : CS / AS / SS / DSS / SDSS / SASS / MONEL / HASTELLOY / INCONEL / TITANIUM / TANTALUM

Size : 1/4" to 2"

Thread Type : NPT / BSP / BSPT / METRIC

Pressure Rating : Upto 10000 psi

VENTED BODY GREASE FITTINGS

STANDARD TYPE



STANDARD TYPE
(GIANT BUTTON HEAD)



FREE FLOW TYPE



FREE FLOW TYPE
(GIANT BUTTON HEAD)



GAINT BUTTON HEAD

SINGLE BALL



DOUBLE BALL



AUTOClave GREASE FITTING
WITH VENTED CAP



GREASE FITTINGS

MULTI LOCK SEAL



LUBRICANT FITTINGS

SINGLE BALL



DOUBLE BALL



INTERNAL CHECK VALVE

SOFT SEAT



METAL SEAT



BODY VENT FITTINGS

STANDARD HEX HEAD



SOCKET HEX HEAD



VENT PLUG



PACKING INJECTION

FREE FLOW



FLOATING BALL



LEAK LOCK FITTINGS

COMBINATION LUBE ADAPTOR



NYLON INSERT LEAK LOCK



SAFE VENT COUPLER



FITTINGS ACCESSORIES

PRESSURE RELIEF TOOL



PRESSURE RELIEF TOOL
WITH BLEEDER



GREASE GUN LUBE ADAPTOR



GIANT BUTTON HEAD COUPLER



CAVITY PLUG



AUTOClave GLAND PLUG



AUTOClave FITTINGS



BALL VALVES


Technical Information

Grade : CS / AS / SS / DSS / SDSS / SASS / MONEL / HASTELLOY / INCONEL / TITANIUM / TANTALUM / BRASS / IC

Size : 1/4" to 2"

End Connections : NPT / BSPT / BSP / Tube OD & SW

Pressure Rating : Upto 6000 psi (Upto 1000 psi For IC BV)



HIGH PRESSURE BALL VALVES

Technical Information

Grade : CS / AS / SS / DSS / SDSS / SASS / MONEL / HASTELLOY / INCONEL / TITANIUM / TANTALUM / BRASS

End Connections : NPT / BSP / BSPT / SW

Size : 1/4" to 2"

Pressure Rating : Upto 10000 psi



PANEL MOUNTING BALL VALVES

Technical Information

Grade : CS / AS / SS / DSS / SDSS / SASS / MONEL / HASTELLOY tt / INCONEL / TITANIUM / TANTALUM / BRASS

Size : 1/4" to 1"

End Connections : NPT / BSPT / BSP / PL / SW

Pressure Rating : Upto 3000 psi





RIXZON

Building Products & More..

Our Location
Vancouver
BC, Canada



+1 226 961 7926



sales@rixzonhome.com

www.rixzonhome.com